
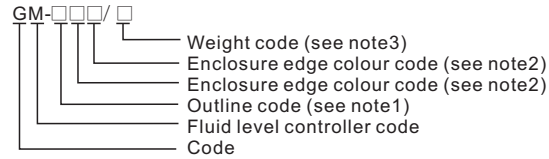


Floating Switches

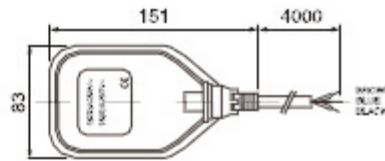
Note1(Outline code): "1"-Trapezium "2"-Rectangle "3"-Large circular
 "4"-Small circular "5"

Note2(Outline code): "R"-Red "Y"-Yellow "S"-Blue "G"-Gray "B"-Black

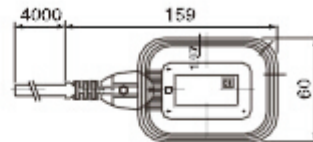
Note3(Outline code): "1"-Plasticsloop-tightened type (usually no marked)
 "2"-Plastics clamp plate screw tightened type (marked must)



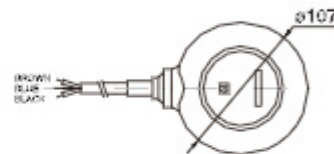
GM-1



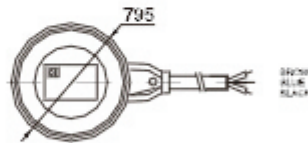
GM-2



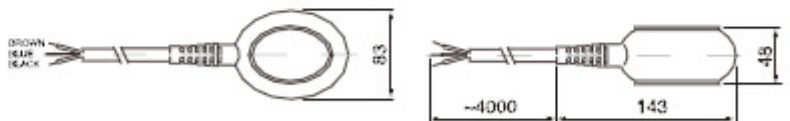
GM-3



GM-4



GM-5



GM-1

GM-2

GM-3

GM-4

